


EDF SERIES

AUTOMATIC DRUM FILLING MACHINE
COMPLETE DRUM CONVEYOR, TILTER AND HANDLING EQUIPMENT



EMEC



STANDARD DRUM FILLER

EXPLOSION-PROOF DRUM FILLER


Durable and value Added drum filler at economical price with sophisticated electronic functions to fill your drums accurately and efficiently. State of art design with sleek outlook and simplicity for operation. Automatic lance up and down movement provide smooth and accurate filling operation. Premature ascent interlock prevent nozzle withdrawing from the drum before fill cycle is completed. When filling is near the target weight, the pressure regulator is activated to reduce until the target weight.

EDF-1 is designed specially for filling foaming product, with Bottom FILL the lance is lowered to the bottom of drum. As filling commences, lance automatically rise gradually in accordance to filling speed until the TOP FILL position. Selection is provided to perform TOP FILL which is under bung-hole fill for non-foaming products.

Ex EExd IIb T4 or d2 G4

This flameproof type explosion protected electronic load cell filling is designed for accurate filling in hazardous environment with safety for LPG, petroleum, chemical, kerosene, paint, organic solvent and so forth. Entire electronics is housed in the flameproof type housing complete with intrinsic safety barriers for connection to load cells. A fume extractor is included to extract fume emitted during filling.

Fully SS Construction are available for standard machine & explosion proof series.



This EDF series coordinate filling machine for Automatic gauged filling of palletized e. g. wooded container, Intermediate Bin Container and tote range from 200 litre to 5000 litre.

The EDF series of weight-controlled filling systems provides accurate filling to the Department of Trade and Industry Standards for containers in the range of 10 to 200 litres and above. Weighing systems integrated with the filling machine are suitable for installation in wash down, hazardous and other hostile environments. Operator safety and efficient fulfillment of production requirements are paramount.

Most suitable for a wide range of liquids that vary widely in viscosity and foaming characteristics. The range includes bung-entry filling for non-foaming products, submerged filling for foaming and hazardous products. Filling can be in single drum or palletised loads, and may incorporate complete drum-handling lines, including depalletising, palletising, debunging, bunging, oversealling, environmental control enclosures, automatic weight checking, computer control, data management, etc.

It is fully microprocessor controlled and contained many sophisticated functions to fill drums to desired weight accurately and efficiently. Designed to fill directly from supply pump and coupled with pressure regulator that activate near the target weight, it fully ensure a clean and spillage free operation with last drops collected by the automatic drip tray.

Strong frame construction with ball-bearing guideways. Two separated linear movements to go over the complete pallet area, with manual positioning.

Additions:

- elevation adjusting hose device
- gas cover hood
- drip pan or driven drip bowl
- basic elevation adjustment for the different heights of containers or several layers on the pallet.
- frame construction and guideways in stainless steel.
- expansion is possible for the automatic positioning when handling open bundles or template positioned bundles
- conveying systems: roller conveyor, chain conveyor, etc.

TOTAL SYSTEM SUPPLY

We provide total system engineering in giving a turnkey solutions to your unique requirements. It calls for integration of various parts to form a system to suit your needs in drum handling. We undertake to conduct a feasibility study and then analyse, design and implementation of total system including the control.




DRUM PALLETIZER




COMPLETE AUTOMATIC DRUM HANDLING SYSTEM

AUTOMATIC DRUM

Palletizer 4 Drum on one pallet ready for being taken off by fork lift pallet dispenser for with 10 pallet size capacity with motorise chain driven conveyor.



DRUM TILTER



INFEED CONVEYOR



CLOSING TOOLS



CONTAINER DISCHARGING UNIT

The Screw Pump and its possibilities

The screw pump belongs to the group of rotary displacement pumps. It uses the most universally applicable pumping principle.

Screw pumps

- operate without valves, self-priming up to 8.5m by vacuum
- handle media of all viscosities - including homogeneous and abrasive
- over a wide range of temperatures
- are insensitive to solid and fibrous substances and gas inclusions in the medium
- have a speed-governed delivery rate
- overcome considerable differential pressures
- can be used in very high pressure systems

Executin and Materials:

Body-parts: St, CrNi-steel, CrNiMo-steel, hastelloy, titanium, special materials.

Rotor: steel hardened, CrNi-steel, CrNiMo-steel, hastelloy, titanium, special materials.

Stator: natural and synthetic rubber of different Shore-hardnesses, perbunane, neoprene, food quality, ethylene-propylene, hypalone, viton, butyl, silicon, polyurethane, metal, synthetics and special materials.

Shaft sealing: gland packing of most different materials, single-acting mechanical seal.

Connection flanges for drives: as per DIN 42948

Joints: sealed pin-joints


Assembly: normally vortical, other positions are possible

Pumping direction: normally pumping out of the container

- sense of rotation clockwise (seen on shaft end).
- Pumping direction reversible, for example for discharge of pipe.

Drives: electromotor, gear motor, hydraulic motor, control gear (for infinitely variable change of capacity).

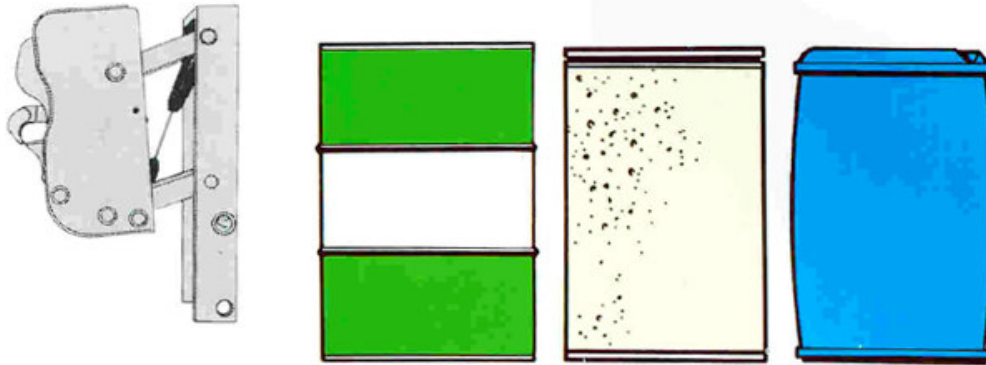
Other equipments: for example dosing devices, operating and control units.

DRUM CRUSHER
REDUCE DISPOSAL COSTS


Reduces empty drums to 4" pancakes

(The EMEC drum crusher uses 60,000 lbs. of impaction pressure to reduce empty drums to 4" pancakes. After reduction, eight drums can fill the space of one non-compacted drum. The crusher features a fully enclosed compaction chamber with a location plate to keep drums centered, automatic push button operation, forklift pockets for removal of heavy compacted drums, safety door lock limit and emergency stop. A second compacting head converts the drum crusher to an in-drum compactor capable of handling low level hazardous waste. The unit's feed opening can accept 5 gal. pails for in-drum compacting. Options include an Ex motor, drip pan, remote operator station and platen spike.)

Drum-O-Matic standard Model S, and Model B for rimmed drums



Standard Drum-O-Matic head handles steel, fibres and plastic L ring drums.
Damaged and open steel drums can also be handled.



LIFT TRUCK DRUM TILTER



LIFT TRUCK DRUM TILTER ALTERNATIVE WEBBING AND RATCHET SECURING




STACKER TRUCK WITH DRUM TILTER



FORK LIFT TRUCK ATTACHMENTS



Two drums being handled by standard



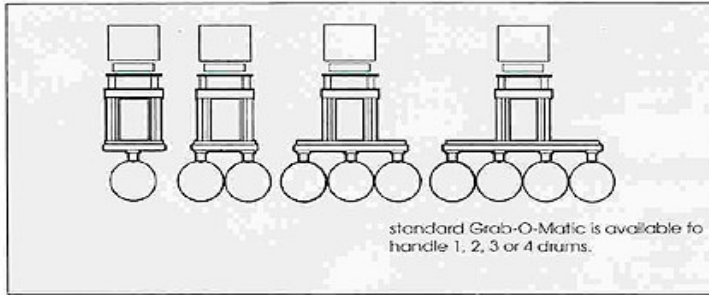
Use of heel fitting mounted directly on to the carriage plate enables drums to be handled in a narrow aisle or gangway.



Fast drive-in fitting and the Grab-O-Matic is ready for use. Model 2 D-LR.



Container loaded in 20-30 minutes using 2-drum standard Grab-O-Matic with Long Reach attachment.



standard Grab-O-Matic is available to handle 1, 2, 3 or 4 drums.



Two drums being loaded inside container effortlessly with standard Grab-O-Matic.




Grab-O-Matic eliminates pallets and increases warehouse capacity.



Drums of different height or diameter handled simultaneously by standard Grab-O-Matic.



The gripping head engaged ensures safe movement without damage to rim



Twin head unit avoids rim distortion of fibreboard drums and lighter plastic "L" Ring drums. Model No. 2DT-LR.



Special Long Reach attachments are Produced for narrow fixed fork Pedestrian and pallet trucks.

STANDARD FEATURES

- For open top drums and drums with bungholes
- Three stages coarse/medium/fine fill
- Three modes MANUAL/NET/GROSS fill
- Auto-adjust NET fill and no tare GROSS fill
- Zero point check ensuring no drum no fill
- Auto adjust drum clamp assembly
- Below level filling for good accuracy
- Non-drip nozzle and automatic drip tray
- Overfill protection and spillage free with pressure regulator
- Automatic nozzle rise and fall system
- Emergency stop to halt product flow
- Auto shut off and fail safe on power failure
- Automatic bung alignment protection
- Premature ascent interlock, to prevent the filling head withdrawing from the drum before the fill cycle is completed
- Stainless steel construction and PTFE material on all wetted parts
- Heavy duty gravity roller conveyor on scale platform

TECHNICAL SPECIFICATIONS

Automatically fill drum with liquids such as edible oil, motor oil, chemical, industrial oil, kerosene, etc. up to viscosity of 1600 centistroke or more at 40 deg C. Product temperature can be to 100 deg C.

OPERATING SPEED

90 drums per hour for 210 litre drum based on water at 2kg/sq cm and 30 cu.m/hr.
60 to 75 drums per hour depending on product.

SCALE CAPACITY/ACCURACY

0-300kg X 0.1 kg Tare: up to 300kg
Scale display accuracy is +/-0.03 % with an internal accuracy of +/-0.01 %.

LOAD CELL

Single point load cell specifically designed and developed for bench scale applications. Cell is protected against moisture damage by Transeal II plus neoprene boot over gaged area and secured by adhesive. No problems with shock loading and of the overloading, mechanical stoppers and provided at each corner platform. No other mechanical linkages or moving parts and is unaffected by everyday wear and tear. The design provide most accurate and reliable operation.

LANCE ASSEMBLY

304 stainless steel, 42mm OD, telfon foot valve seat.

PRESSURE REGULATOR

Pneumatically controlled flow control valve to control variation in product supply pressure, pneumatically controlled.

BASE FRAME

Sturdy welded steel column supports entire filling assembly, electronic and pneumatic control unit, and is mounted to the base frame.

MICROPROCESSOR CONTROL SYSTEM

The electronic control system ensures accurate weighing process and also automatically controls the weight for each weighing. The weight valves can be output to external device for further data processing or recording.

MATERIAL

Parts in contact with the liquid are 304 stainless steel, fluorosint, P.T.F.E. and PVC hose. All seals are chemical resistant packing seal.

PRODUCT PRESSURE FEED

Not exceeding 2.5 kg.sq. cm

FINISH

Prime coat in red oxide anti-rust paint and finish with green epoxy powder paint.

NET WEIGHT

Approximately 400 kg.

AIR SUPPLY

6-7 kg/sq.cm at 0.2 cu.m/min, a filter-lubricator is provided.

ELECTRICAL TEMPERATURE

-5 deg C to + 40 deg C.

OPERATING HUMIDITY

Less than 85% RH (non-condensing)

OPTIONS

- Entry and take away conveyor and tilting
- Depalletising and palletising system
- Labelling, coding and capping machines
- Pre-fill station for performance improvement
- Height-equalizing product hose suspension
- 316 stainless steel on all Wetted parts
- Gas enclosure hood
- Explosion proof version
- Management data systems.



EMEC ENTERPRISE SDN. BHD.

HEAD OFFICE SALES AND SERVICE

No. 16, Jalan Satar Selatan 22, Seberang Jaya Light Industrial Estate,
Pandamaran, 42000 Port Klang, Selangor Darul Ehsan, Malaysia.
Tel : 603-3168 6300 (Hunting Line) 603-3168 6413 Fax : 603-3168 0600
E-mail : info@emec-corp.com Website : www.emec-corp.com

FACTORY :

- Selangor - Lot 3119, Batu 3, Jalan Pendamar, Kampung Pendamar, 41200 Klang.
- Johor - No. 12, Jalan Cendera 25, Bandar Baru Kota Putri, 81750 Masai.

Local Representative :